

## Visitor facilities

A visitor reception centre is being built together with a new visitor carpark. This will be the first point of contact for all prison visitors, including family and friends of inmates, professional visitors and deliveries. The centre will include a visitor waiting area, public toilets, childrens play area and lockers. A new footpath has been constructed from the bus stop on East Derwent Highway to the current administration building and the possibility of extending some of the Metro Tas bus services to the visitor reception centre is currently being explored.



Left: Visitor Reception Centre



Footpath under construction

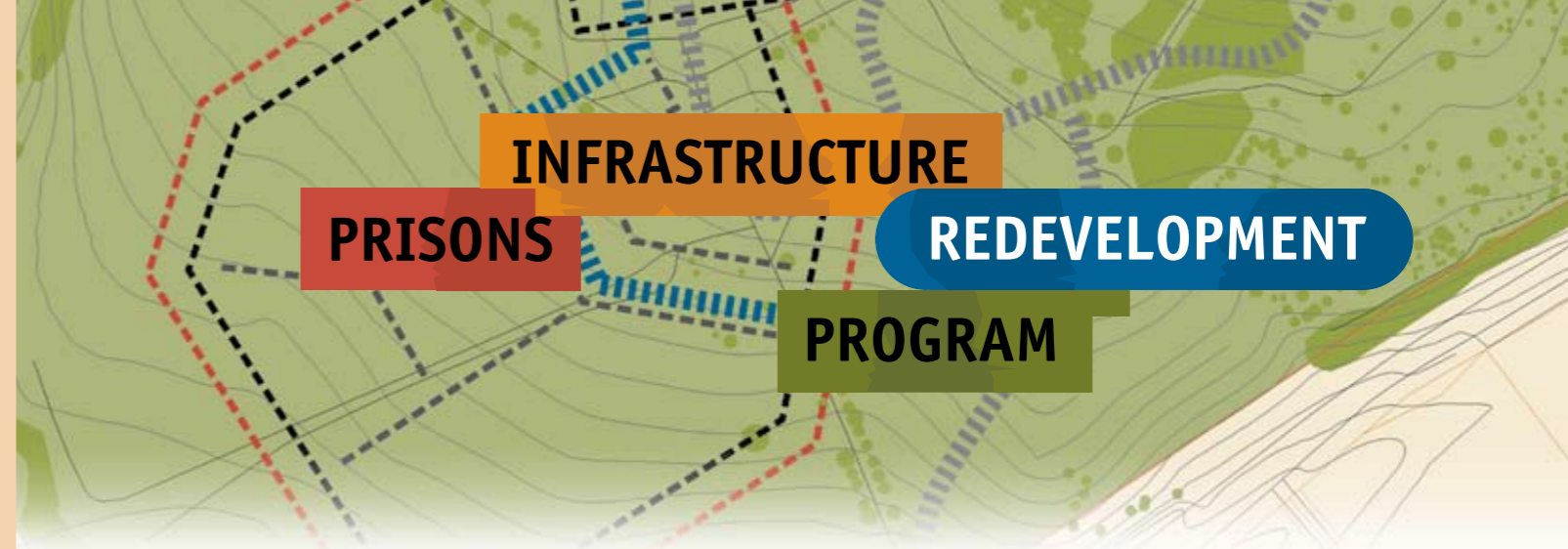
Inside the new men's prison there will be a visits centre for both contact and non-contact visits. The contact visit area will have both indoor and outdoor facilities. The centre will also include conference rooms for professional visits. The women's prison will have visits facilities similar to those at the men's prison.

## Staff facilities

New locker rooms, including showers and toilets, will be provided for all staff in a new building, to be located near the existing administration building. Staff-only parking areas have been created, separate from the new visitor parking that is to be constructed.

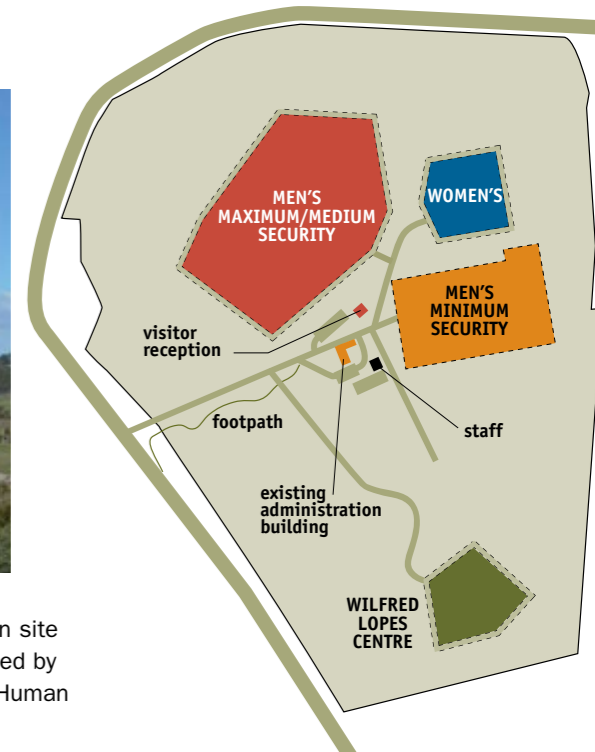
The new men's prison will include a dedicated staff indoor/outdoor dining area, with adjacent toilets and washroom, including a shower. There is an officer station in each of the maximum-security units and a movement control and officer station in the medium-security part of the campus.

The women's prison also includes staff dining, staffroom, office and movement control facilities.



INFORMATION SHEET 9 September 2005

## NEW FACILITIES ARE UNDER CONSTRUCTION



## THE WILFRED LOPES CENTRE FOR FORENSIC MENTAL HEALTH

The Secure Mental Health Unit was officially named the 'Wilfred Lopes Centre for Forensic Mental Health' by the Minister for Health and Human Services, the Hon. David Llewellyn, in April 2005. The centre is named after the late Dr Wilfred Lopes, clinical director of Forensic Mental Health Services between 1982 and 1999.

The centre will have 35 beds and will provide both a high level of security and the specialist treatment required for people with acute mental illness.

The Wilfred Lopes Centre will include:

- A reception centre that forms part of the perimeter fence to control entry and exit to the Wilfred Lopes Centre, including staff, visitors and vehicles. The reception centre will act as the point of control to respond to security and safety issues and will be fitted with high tech security equipment such as

surveillance cameras, x-ray machines, metal detectors, etc.

- An administration area at the front of the main WLC building that will be the point of entry for visitors and staff. This is a non patient area for education, management, clinical administration and general staff time out.
- A 12-bed high dependency unit (HDU). This unit has a central 'day room' around which is located patient dining, activity, visits and interview/consulting rooms and the staff station. Corridors from the day room provide access to 12 bedrooms, all of which have their own ensuite. The main corridor has 10 bedrooms, the second accesses to a 2 bedroom swing unit that has its own separate lounge area, providing for flexibility in the accommodation arrangements. Outdoor courtyards are also accessed from the day room.

- Attached to the HDU is a 3-bed de-escalation suite with three seclusion rooms, a lounge and courtyard.
- An 18-bed extended care unit (ECU). This unit is similar to the HDU in layout, design and facilities. The patient bedrooms are located along 2 corridors of 12 and 6 bedrooms respectively. The smaller wing can also be further divided into 2 separate groups of three bedrooms, each group with the potential for its own lounge and outdoor courtyard, again providing for flexibility in the accommodation arrangements.
- A 5-bed semi independent living unit (SILU) is located separately from the main building. This unit has its own kitchen, dining and living areas along with shared bathroom facilities. Patients in this unit have access to the surrounding outdoor grounds.
- A recreation building for indoor recreational activities.

Three major new complexes are being built on the existing Risdon Prison site:

- A new **men's maximum/medium security** prison complex;
- A new **women's** prison complex; and
- A new **secure mental health unit** for people with serious mental health conditions who require secure, therapeutic care. The secure mental

health unit will be on the Risdon site but is a separate facility operated by the Department of Health and Human Services.

In addition, the current men's prison facility will be converted to provide minimum security accommodation for approximately 120 inmates.

Allowances have been made for possible future expansion of all the new facilities.

For further information about the Prisons Infrastructure Redevelopment Program contact the PIRP Office on (03) 6233 4758 or [pipr@justice.tas.gov.au](mailto:pipr@justice.tas.gov.au)

The Wilfred Lopes Centre for Forensic Mental Health nearing completion



A Renewal Project Newsletter is produced bi-monthly. To be placed on the mailing list or for further information contact: The Correctional Health Services Renewal Project Team 03 6230 7800 or visit the website at [www.dhhs.tas.gov.au/agency/pro/correctionalhealth](http://www.dhhs.tas.gov.au/agency/pro/correctionalhealth)

## ADDITIONAL MEDIUM SECURITY BEDS FOR MALE INMATES ANNOUNCED

Another nine million dollars has been provided to the Prisons Infrastructure Redevelopment Program (PIRP) to enable construction of three additional medium security accommodation units for male inmates and an additional workshop facility.

The announcement was made in April by the Minister for Justice and Industrial Relations, The Honorable Judy Jackson. This brings the total commitment for the project by the State Government to almost \$90 million. The additional funding will

allow the new accommodation blocks to be built as part of the current building program, thus resulting in significant cost savings, compared to building them later.

As well as increasing overall prison capacity it will allow for a contemporary approach to inmate management including greater capacity to separate different groups, for example, separating younger inmates from the mainstream population. The new workshop facility will allow for much greater focus on rehabilitation.



The Hon. Judy Jackson MHA, Minister for Justice and Industrial Relations, announces the additional nine million dollar funding boost for the Prisons Infrastructure Redevelopment Program

# MEN'S MAXIMUM AND MEDIUM SECURITY PRISON

**The new men's maximum/medium security prison will accommodate a total of 289 inmates. There will be a capacity for 93 maximum security and 196 medium security inmates.**

## Maximum security

Mainstream maximum-security inmates will be housed in two units of 26 beds each, mostly single bed cells but with several two-bed 'buddy' cells. The cells will be located on two storeys around a common 'day' area including lounge and dining facilities. Cells will be equipped with a shower, toilet, bed and writing desk, with facility for a television. Access will be available to an attached, mesh-enclosed, exercise yard.

The maximum-security part of the campus will also include the following specialist accommodation units to provide appropriate accommodation and management regimes for inmates with specific needs:

- A 15 bed needs assessment unit;
- An 18 bed high security unit;
- A 4 bed crisis support unit;
- A 4 bed detention unit; and
- An 8 bed behaviour management unit.

There will be a recreation/basketball court in the maximum security area of the campus.

Inset: Maximum security cells and balcony



Maximum security cell block under construction

## Medium security

Medium security inmates will be housed in units of either 6 or 8 beds. Each unit will have individual bedrooms, along with a two-bed 'buddy' room, and common lounge, dining, toilet and shower facilities.

Units will be grouped together into blocks of 4 units (2 upstairs and 2 downstairs), and there will be seven blocks of these units.

There will be a recreation/basketball court and inmates will have access to most of the grounds in the medium security area of the campus.



## Common/central facilities for the men's prison

There will be two workshops for inmate use and rehabilitation. One of these will be fitted out as a commercial laundry and will take over from the commercial laundry operating in the current prison. The function of the other workshop is to be announced.

Each workshop will have a classroom area. An education unit will include multipurpose classrooms and office space for specialist staff.

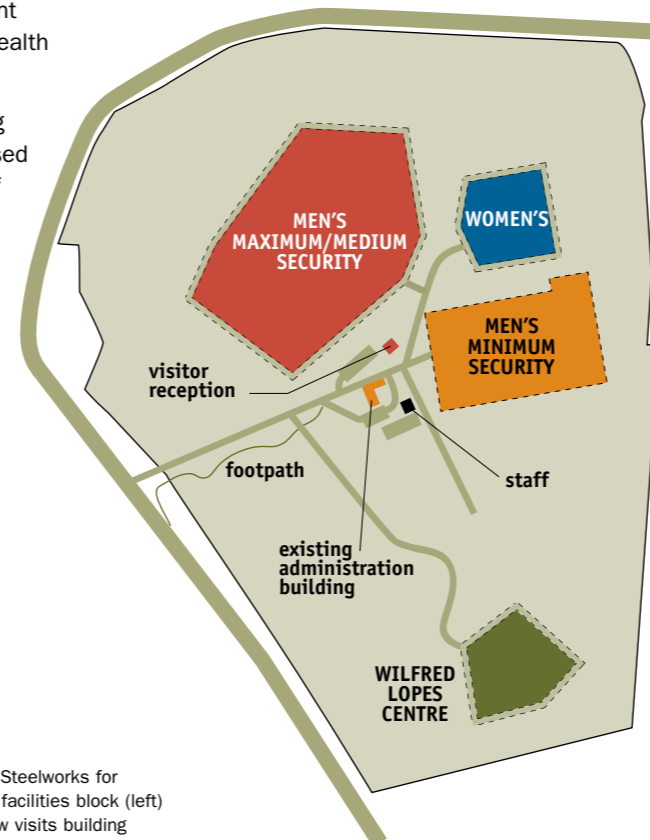
The health centre located within the men's prison will provide 6 in-patient beds and facilities for out-patient health services.

Other facilities include a processing area where inmates will be processed in and out of the prison and a staff operations centre from where the prison is managed.

Left and below: Medium security cell blocks under construction



New education building under construction with medium security cell block at left



Below: Steelworks for central facilities block (left) and new visits building (right)



# WOMEN'S PRISON

**The new women's prison will have new maximum security facilities and will also incorporate redevelopment of the existing women's prison and the nearby cottage building. The new women's prison will house up to 45 women.**

## Maximum security

There will be 15 maximum-security cells, separated into a 6 cell unit and a 9 cell unit, including one buddy cell and one cell suitable for women with disabilities. The two units are conjoined, on ground level, with the cells in each located around a common 'day' area that includes lounge and dining facilities. Cells will be equipped with a shower, toilet, bed, writing desk and facility for a television. Access will be available to attached mesh-enclosed, exercise yards.

## Medium security

There will be 11 cells in the medium-security women's prison. These cells will be located downstairs in the redeveloped current women's cell block, and will retain in-cell toilets. The unit will have common shower, dining and lounge facilities. Inmates will have access to outdoor grounds in the medium/minimum security part of the campus.

## Minimum security

The minimum security facilities will comprise 12 cells. These cells will be located upstairs in the redeveloped women's cell block. The unit will have a new common shower and toilet facility. A new dining and lounge area, and a kitchen are also being built on this upstairs level. Inmates will have access to outdoor grounds in the medium/minimum security part of the campus. A mother and child unit with 7 bedrooms and common facilities, including its own kitchen, is being built in the redeveloped cottage. One of these is designed to house a woman with physical disabilities.

## Common facilities

The women's prison campus will include an outdoor basketball court, visits area, several multi-purpose facilities, areas for education and programs activities and a health clinic.

Minimum security women's prison inmates will prepare their own meals.

Below: New mother and babies accommodation unit (left), foundation slab for new maximum security units (centre) and existing women's prison (at the rear)



## NEW PRISON SERVICE UPDATE NEWSLETTERS AVAILABLE

The Prison Service Organisation Development Program will soon be producing its own newsletter that will be distributed on a regular basis. The first edition will be out shortly.

For further information contact: Ginna Webster, Manager, Organisational Development, Tasmanian Prison Service, [ginna.webster@justice.tas.gov.au](mailto:ginna.webster@justice.tas.gov.au) or phone 6216 8187.